

CONDITIONS OF ENTRY

IN ENTERING THE PARK YOU AGREE TO:

- Reading and signing the risk disclosure form.
- Reading and accepting the Conditions of Entry & Safety Rules.
- Attending a safety briefing.
- Be in a reasonably fit and healthy condition.

THERE ARE JUST TWO, BIG RULES:

1. Clipped in – You must be clipped in to the safety line by at least one carabiner at all times. If you are not clipped in, you could fall and get seriously injured, perhaps fatally.
2. Consideration for others – Please act responsibly and courteously at all times, so everyone has a good time.

PLEASE UNDERSTAND THAT:

- The activities in the park do involve risks and can result in serious harm or death if you do not follow the safety rules.
- Our safety staff supervise from the ground. We provide participants with advice when required.
- Children under 16 years must be actively supervised by a parent or guardian (over 18 years).

Active supervision means staying within eyesight of the participants and Adrenalin Forest safety staff.

- The activities are "challenge by choice." The pathways get higher and harder the further you go.
- You must be physically and mentally able to manage your own safety and sustain a basic level of physical exertion and stress.
- Our safety staff will remove participants from Adrenalin Forest for unsafe behaviour.

SIZE RESTRICTIONS:

- Pathways 1 and 2 – Persons must be a minimum of 1.30 metres tall.
- Whole course – Persons must be a minimum of 1.45 metres tall.

TIME ALLOWED:

- You are allowed a maximum of 3 hours on the whole course.
- You are allowed a maximum of 1 hour on pathways 1 and 2.
- You can do each pathway once.

CLOTHING:

- You must be dressed appropriately for physical exercise in an outdoor environment.
- We recommend tightly fitting footwear which encloses the entire foot.
- All long hair should be tied back for safety reasons.

SAFETY EQUIPMENT:

- You must wear the safety equipment provided and fitted by Adrenalin Forest.
- Please do not adjust or take off your safety equipment. If you do so, it must be rechecked by Adrenalin Forest staff. You are not allowed to share any part of your safety equipment.

SAFETY BRIEFING AND TRAINING:

- You must attend the safety briefing before starting the course.
- Parents/guardians supervising participants under 16 years must also attend the safety briefing.
- You must satisfy our staff that you have understood all the safety procedures and are able to do the course safely.
- Then you are ready to go. Have fun and be safe.

ON THE COURSE:

- Only 2 adults at a time on a platform and 1 only on each activity.
- Only 3 children at a time on a platform and 2 on each activity.
- 1 at a time on each flying fox.
- Do not deliberately jump on platforms, shake the wires, distract or endanger other participants in any way.
- Do not leave a pathway before the end point without authorisation and assistance from an Adrenalin Forest staff member.
- Due to weather conditions, Adrenalin Forest reserves the right to close or modify the park operations at any time.

WILL I BE SAFE?

Enjoy climbing amongst the trees while having the peace of mind that your safety is taken care of. Our revolutionary Clic-iT system ensures a continuous connection to the safety line – this eliminates the risk of accidental removal of both safety devices while on the course.

HOW MANY PATHWAYS CAN I DO?

You can do as many pathways as you can within 3 hours; the maximum allowed time. Remember you can only do each pathway once.

PRICING

Adults.....	\$42
Students (with NZ approved Student ID).....	\$35
Children	
Under 18, over 1.45m tall (all pathways).....	\$27
Under 18 between 1.30m–1.45m tall	
(pathways 1 & 2 only).....	\$17
Nights (adults only, minimum of 15 people).....	\$49
GoPro HD Camera Hire (per session)	\$15

Bring your own SD card or buy one onsite (micro SD class 4 or higher required).

For transport options call 0800 TO GO APE or call our preferred transport provider Steve's Shuttles 0800 101 021



We recommend booking to avoid disappointment. Booking for groups is essential.

HEIGHT RESTRICTIONS

All Pathways	Minimum height 1.45 metres
Pathways 1 & 2	Minimum height 1.30 metres

HOURS OF OPERATION

Summer Period 10am–2.30pm (last start)

(1 October – 30 April) Open every day except Christmas

Winter Period 10am–2.00pm (last start)

(1 May – 30 September) Closed Mondays and Tuesdays, except during school and public holidays.

Opening hours may vary, please see our website for current hours of operation.



HOW TO FIND US.

The park is located north of Christchurch in Spencer Park – 15 to 20 minutes drive from the town centre.

From town get to the Palms shopping mall, then continue north along Marshlands road, and turn right to go to Spencerville and Spencer Park. Adrenalin Forest is opposite Spencer Park campsite.



Scan to book



BAY OF PLENTY	WELLINGTON	CHRISTCHURCH
TECT Park	Okowai Road	105 Heyders Road
Upper Pyes Pa Rd	Porirua	Spencerville
07 929 8724	04 237 8553	03 329 8717

CALL US TODAY TO BOOK

0800 TO GO APE

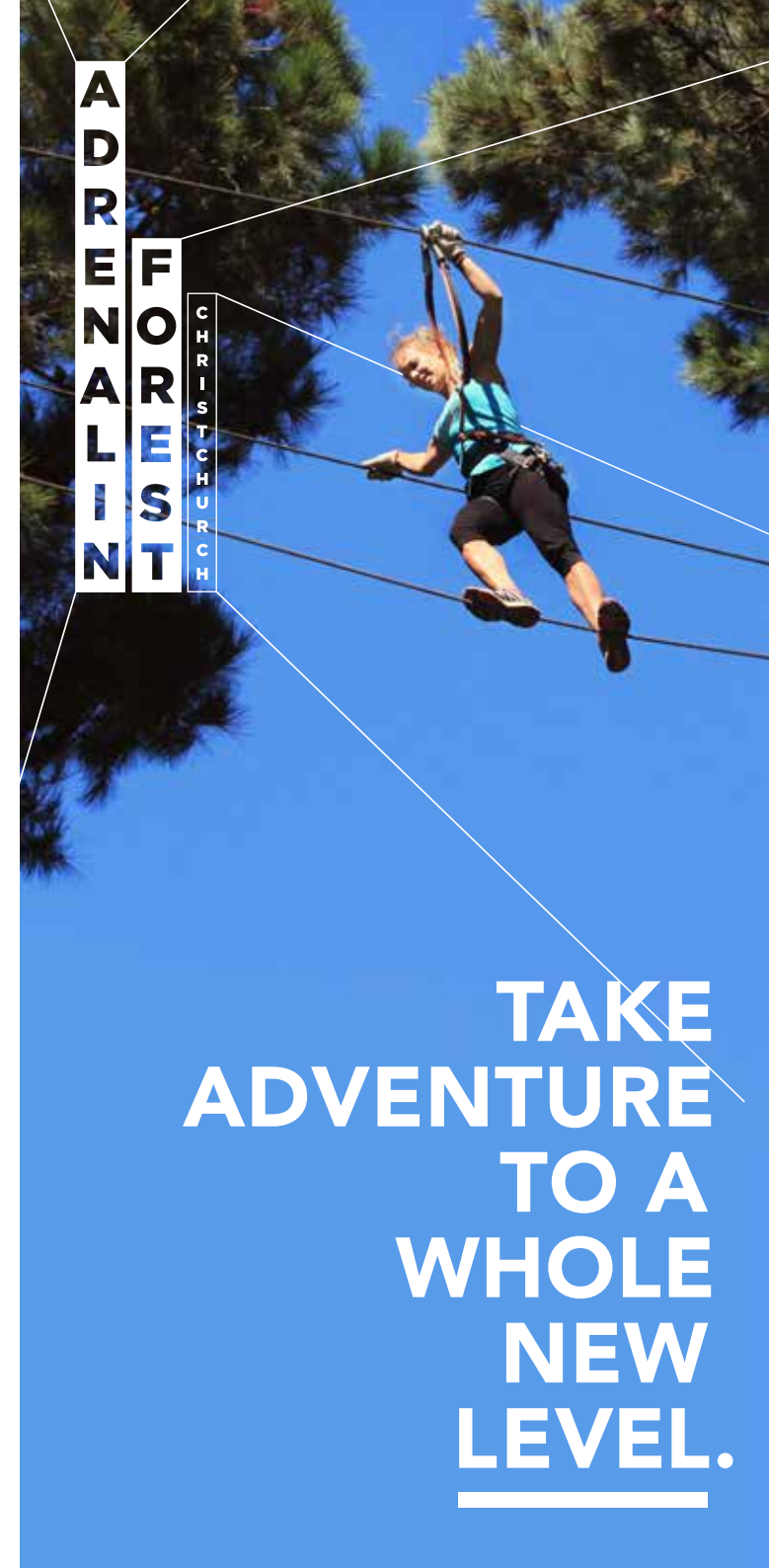
christchurch@adrenalin-forest.co.nz

www.adrenalin-forest.co.nz

ADRENALIN FOREST

CHRISTCHURCH


TAKE ADVENTURE TO A WHOLE NEW LEVEL.




OVER ONE HUNDRED CHALLENGES.


SIX DIFFERENT LEVELS.


 **LEVEL 1**
Easy and low, the first level is your warm up. 10 challenges less than 2 metres high. Accessible to children from 1.30 metres tall.

 **LEVEL 2**
You're getting higher now with 14 challenges up to 7 metres high. The first Indiana jump, is great fun and the barrels are a challenge for people to crawl through.

 **LEVEL 3**
18 diverse challenges which will require a lot more agility and balance. This level will begin to be challenging. The most exciting challenges are the balance rope and the zig-zag logs.

 **LEVEL 3A**
Move fast through this smaller but equally exciting level. The highlights are the crossed logs and the wrecking ball.

 **LEVEL 4**
20 challenges – so more strength and agility will be needed, mainly on the commando flying fox, the Tarzan jump and the snowboard. This course is certainly the longest to complete so far.

 **LEVEL 5**
You'll be up to 18 metres high so the trees will begin to move. The 15 metre high snowboard and 18 metre high flying fox will get the blood pumping and the high level wrecking ball will freak you out. This level is physically challenging so make sure you have plenty of energy.

 **LEVEL 6**
Harder, stronger, higher! You'll find all of the hardest challenges immediately before and after the 18m high jump – the biggest thrill of the whole park. The two long flying foxes – each over 90m long – are a real highlight too.

UP TO 20M IN THE AIR.

HOW FAR YOU GO IS UP TO YOU.

Image shown is Adrenalin Forest Wellington, so course will vary.